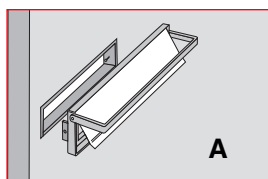
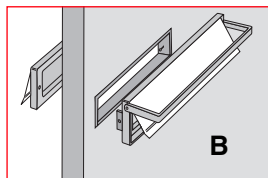


# ENVIROGRAF® PRODUCT 49

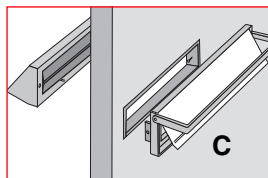
## INTUMESCENT LETTER FLAP SYSTEM




**A**



**B**



**C**



These units are designed to fit three aperture sizes:-  
(1) 50x267mm, (2) 69x290mm, and (3) 100x350mm  
(see data sheet for full details)

The flap system is supplied in three different kits as follows:-  
**(A) Front frame and flap + intumescent liner**  
**(B) Front frame and flap + intumescent liner + rear frame and flap**  
**(C) Front frame and flap + intumescent liner + rear security hood**

### DESCRIPTION

An intumescent fire and smoke protection letter flap system comprising a frame fitted with smoke protection seal and a spring-loaded flap, which can be used on either side of a door, and an intumescent liner to fix into the door aperture. A security hood or lockable letter plate (LLP – 50mm W x 267mm H) can be supplied as internal alternatives to fit to the door.

### USE

The hole size to cut for the L1-L4 types is 50x267mm, and overall size is 75x315mm

The hole size to cut for the L6-L8 types is 69x290mm, and overall size is 100x335mm

The hole size to cut for the L9-L12 types is 100x350mm, and overall size is 120x390mm

All letter box systems are supplied with fixing screws.

### PERFORMANCE

This product has been included in a fire test employing the general procedures and criteria of BS476 Part 22 1987, built into a composite door, maintaining the integrity of the door for 61 minutes. Also tested to European Standard EN1634-1 (2000), achieving 68 minutes.

### ORDERING REFERENCES:



**Kit A = Front frame and flap + intumescent liner**

**Kit B = Front frame and flap + intumescent liner + rear frame and flap**

**Kit C = Front frame and flap + intumescent liner + rear security hood**

Finish	Ref	Ref	Ref
Brown	L1/A	L1/B	L1/C
White	L2/A	L2/B	L2/C
Stainless	L3/A	L3/B	L3/C
Brass	L4/A	L4/B	L4/C

BS and RAL colours are made to order at extra cost

Finish	Ref	Ref	Ref
Coloured*	L6/A	L6/B	L6/C
Stainless	L7/A	L7/B	L7/C
Brass	L8/A	L8/B	L8/C

\*Coloured: black, brown, fawn, or white. BS and RAL colours are made to order at extra cost

Finish	Ref	Ref	Ref
Brown	L9/A	L9/B	L9/C
White	L10/A	L10/B	L10/C
Stainless	L11/A	L11/B	L11/C
Brass	L12/A	L12/B	L12/C

BS and RAL colours are made to order at extra cost

**INTERNAL SMOKE FLAP** comprising 10mm deep metal surround with a metal flap, housing a smoke and draught seal to suit aperture size 50x267mm, available in the following standard finishes:

Ref	Finish
SM/S	Black, brown, or white
SM/S	Stainless Steel
SM/S	Brass

**LOCKABLE INTERNAL LETTER FLAP** similar to the internal smoke flap above, except that the flap has a twist-action catch fitted to help keep out undesirable materials such as fireworks, junk mail, etc.

Ref	Finish
LLP	Black, brown, or white